

Positive Culture for Learning (PCL) Annual Report, 2024.

What is Positive Culture for Learning?

Positive Culture for Learning (PCL) is Yugumbir’s implementation of Positive Behaviour for Learning (PBL), an organisational framework for identifying, adopting and applying evidence-based practices for building and supporting academic and social success for all students. PCL provides a continuum of interventions at three levels:

- Tier One: universal supports for all students.
- Tier Two: targeted support for at-risk students
- Tier Three: individualised support.

How well are we implementing PCL Tier 1 at our school?

The annual TFI (Tiered Fidelity Inventory) is a valid, reliable and efficient tool used by the PCL team to measure the extent to which school staff are implementing the core features of PCL.

This year, our TFI indicates that we are implementing Tier 1 with fidelity at 92% overall. This means we are well above the 80% benchmark expected for universal features. The table at right shows the breakdown of this score into our sub strands and shows continued improvement in implementation and evaluation from 2022 (dark green) to 2023 (light green) and into 2024 (blue). We aim to continue that improvement into 2025.

This data shows that our universal supports such as high expectations that students will SOAR, explicit teaching of expected behaviours, consistency of acknowledgements (such as class rewards and Pilot Points) and fair and consistent management of behaviours are led by a strong PCL team (100% agreement), implemented consistently (94% agreement) and reviewed effectively (100% agreement).

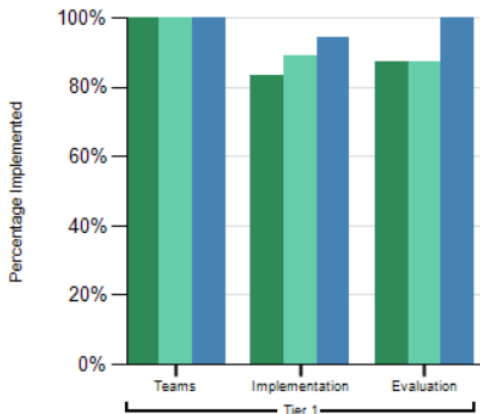
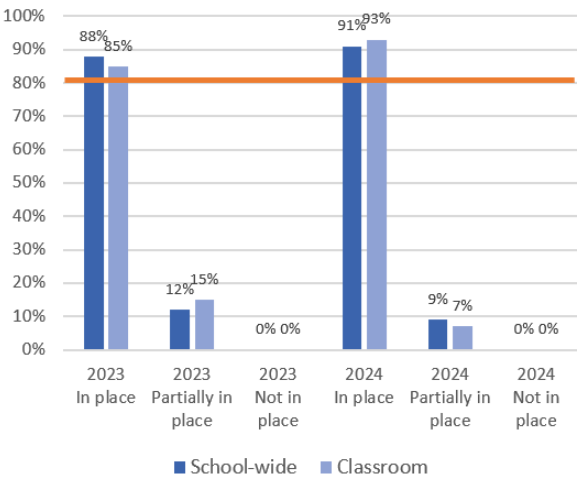


Table with 4 columns: Date Completed, Teams, Implementation, Evaluation. Rows show data for 10/20/2022, 6/6/2023, and 5/14/2024.

Target for Qld schools: 80% Yugumbir score 2024: 92%



Target for Qld schools: 80% in place Yugumbir score 2024: 92% in place

Our annual Effective Behaviour Support Survey indicates we have strong schoolwide (dark blue) and classroom (light blue) systems in place, including our staff and students’ knowledge of the school expectations and documentation of our processes. Results for this survey have shown improvement again in 2024, and we sit above state expectations in both subsets. Our staff understand the importance of teaching behaviour explicitly, and regularly provide students with behaviour-specific feedback. The 2024 EBS shows us that our staff are confident and committed to implementing PBL in their classrooms and across the school. It has also helped to identify that our next steps include improved communication of our PCL processes with community, continued sharing of behaviour data, and ongoing whole-of-staff professional development and coaching in evidence-based processes.



Yugumbir State School
 Vansittart Road, Regents Park, Qld 4118
 Phone: 3380 0333 Fax: 3380 0300
 ABN: 61 454 677 836

How do we manage Acknowledgements, Pilot Points and Celebrations?

We are extremely proud of the combined effort of staff and students this year to embed our universal PCL Tier 1 practices. These strategies, delivered to every student at Yugumbir, include explicitly taught lessons on expected behaviours, logical and consistent consequences, frequent acknowledgements, rewards such as class rewards and Pilot Points for positive behaviour, and invitations to our end-of-term SOAR Celebrations for class groups and all members of the winning house.

In 2024, 95% of year-level celebration opportunities were achieved. Almost every student earned at least their Bronze Pilot Wings, and approx. 91% of our students attended all 4 celebrations and earned their Diamond Pilot Wings. House winners for this year were Goannas (Term 1, 2 and 4) and Kingfishers (Term 3).

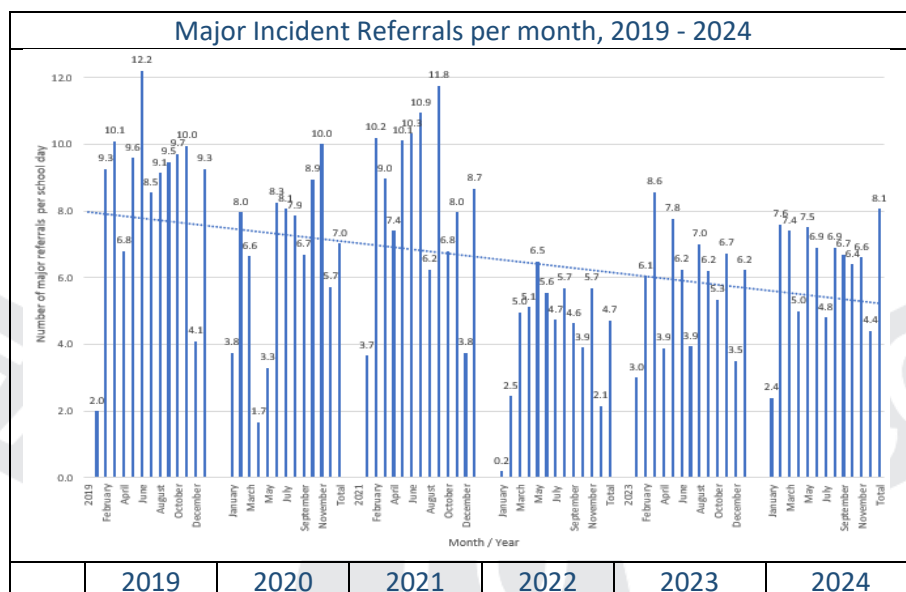
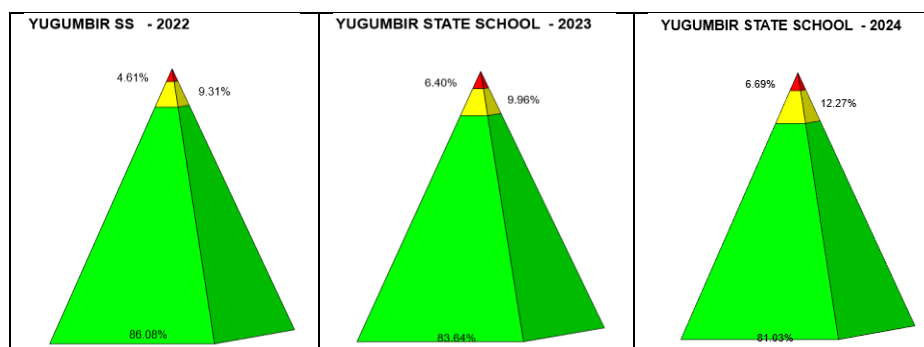
What is our office referral rate?

Our referral rate is a measure of major behaviour incidents for the year.	Qld Target	Yugumbir, 2024
Tier 1 (green): students with fewer than two recorded major incidents.	80%	81.03%
Tier 2 (yellow): students with 2-5 recorded major incidents.	15%	12.27%
Tier 3 (red): students with more than 5 recorded major incidents.	5%	6.69%

The diagrams below show 2022, 2023 and 2024 data.

Our Tier 1 rate remains above state expectations, indicating that 81% of our students rarely if ever receive a referral for a major behaviour. Our Tier 2 result is also significantly lower than state expectations. Whilst our Tier 3 rate is slightly higher than our target, our trend line in the bottom graph shows a steady and significant decrease.

Our goal for 2025 is to continue to develop and embed processes and supports for students exhibiting Tier 2 and 3 behaviours.





Yugumbir State School

Vansittart Road, Regents Park, Qld 4118

Phone: 3380 0333 Fax: 3380 0300

ABN: 61 454 677 836

What is our attendance rate?

Year Level	2024 Average %
Prep	89.4
Year 1	89.6
Year 2	90.2
Year 3	89.8
Year 4	90.4
Year 5	89.8
Year 6	89.0
Whole School	89.7
How does our attendance compare with our region and our state?	
South East Region	86.6
Queensland State Schools	86.8

Our goal for attendance at Yugumbir is 91%.

In 2024, our school attendance rate was 89.7%. Whilst this is lower than our goal, it is 3% higher than both our region and state attendance rates for the year - a significant difference. Attendance across our school for 2025 to date is 92.3%.

In 2025 we aim to improve our attendance by following our attendance processes as outlined in our Attendance Framework, available on our website. We aim to ensure every student is at school and learning. Students who are at school and SOARing earn Pilot Points, and we offer support to families experiencing difficulty maintaining regular attendance at school.

In 2025 we will continue to support our students and families to attend school regularly. At Yugumbir, every day counts!

How does the community view behaviour at this school?

Our community of staff, students and families gives our school feedback and guidance about behaviour at our school each year. They do this through the School Opinion Survey. The table to the right shows responses from staff, students and parents / caregivers to the listed questions relating to PCL expectations, processes and outcomes.

	Parents/ caregivers		Year 5 and 6 Students		Staff	
	22.1% participation in the 2024 survey		65.5% participation in the 2024 survey		78.8% participation in the 2024 survey	
Statement	2023	2024	2023	2024	2023	2024
The expectations and rules are clear at this school.	85.0	90.4	91.2	96.6	97.7	96.7
Teachers at this school treat students fairly.	91.5	87.6	75.0	83.2	95.5	95.5
Student behaviour is well managed at this school.	82.7	75.3	57.3	67.4	86.2	97.8
The school fosters respectful relationships amongst all students	87.7	88.5	93.3	96.0	97.6	97.7

What are our academic outcomes?

As PCL stands for Positive Culture for Learning, students' academic data is a main priority. We track our students' data closely and work as year level teams to develop the right kind of support to ensure every student is able to succeed. Our Level of Achievement data below shows the percentage of students who received an A, B or C across English, Maths and Science in Semester Two, 2024.

	Students achieving A, B or C	Students achieving A or B
English	83.5%	44.4%
Mathematics	87.8%	54.6%
Science	89.0%	44.9%

We value your input.

If you have any questions, feedback or ideas about PCL implementation at our school, please contact us.

Bridget Hawkins (Deputy Principal PCL) and our PCL Team.

bhawk4@eq.edu.au